

PictoSho[®]



A Visual Symbol Communicator



**Communicating in
Emergency Medical Situations**

Communicating for Life

Recorded Consent for Treatment



Subhas C. Maharaj

PictoSho

*Your Communication Partner
... . In a Medical Emergency*

4 When the individual is Deaf or Hard of Hearing

4 When the individual has had a stroke or has been in a vehicle accident and cannot speak

**4 When the individual -
Does not speak English**

4 When the individual is overcome with smoke inhalation and cannot talk.

PictoSho

“Is easy to use and to the point”

PictoSho © 2002 Subhas C. Maharaj
Registration Number: 1006720

Pictogram Ideogram Communication © 1980 Subhas C. Maharaj with additional symbols developed by SPSM, Sweden, and JPIC, Japan

Executive Summary:

PictoSho is a ‘Visual Symbols Communicator’ based on Pictogram Symbols. The symbols are clear, bold and graphic to convey information through the use of single or multiple symbols. ***PictoSho*** was designed to assist healthcare and emergency workers in communicating with individuals who are:

- Deaf or hard of hearing;
- Unable to speak or difficult to understand due to a medical reason (vehicular or manufacturing accident; stroke; anxiety; smoke inhalation, etc.)
- Unable to communicate in English

PictoSho captures needed information to assist with initial emergency care.

The book is re-usable - the laminated, washable pages allow for the use of a dry-erasable marker to indicate a response and for pages to be photocopied for record purposes.

PictoSho has been used by MD Ambulance, the Saskatoon Health Region, Saskatchewan, for the past 6 years and the Heartland Health Region, Saskatchewan, has recently placed ***PictoSho*** in all its emergency vehicles.

Use *PictoSho* as the communication medium to obtain information from the individual:

**A Case History
An Assessment and
Treatment**


The Pictogram Symbols are clear, bold and graphic.

The Symbols are the focus points to obtain information when the individual is unable to speak.


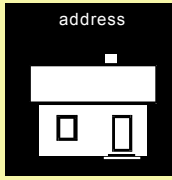

Each page identifies a question, as well as, the options for a response.

CASE HISTORY


WHAT IS YOUR ...



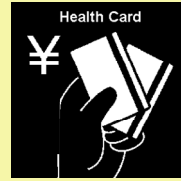
name address telephone



WHERE IS YOUR ...




Health Card






ASSESSMENT




WHAT WAS YOUR LAST MEAL?



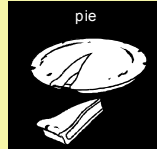


cereal chicken french fries



hamburger hot dog macaroni



meatloaf pancake pie



Select the area of focus:

**Case History
Assessment
Treatment - Medication**

1. Select the page.
2. Show the individual the Question Symbol.
3. Point to the Pictogram Symbols on the page.

Encourage the individual to make a selection.

Assist the individual if he/she is unable to lift a hand to the page to make a selection.

Expand to other sections of *PictoSho* to obtain pertinent information that can assist in obtaining the medical history to determine the process for treatment.

What is PictoSho?

PictoSho is a “Visual Communication Tool” that is of significant assistance to both the medical professional and the individual in circumstances when the individual is unable to respond verbally.

PictoSho is a “Visual Communication Tool” that uses Pictogram Symbols for clear, bold and effective communication when the individual is unable to speak and, Paramedics and First Responders need pertinent information to provide treatment in emergencies.

PictoSho uses the visual display to obtain:

- a. A Case History when the individual may not be able to speak due to external injury (accident) or internal injury (Stroke).
- b. An Assessment of the condition and its impact on the present situation.
- c. A Medical History of the individual that may influence the type of medication that may be administered. The individual may be on medication for heart problems; high blood pressure or immune deficiency and it is important for the medical personnel to have this information before the administration of medication for the present situation.

CONTENTS	
CASE HISTORY	
Basic Information	4
How are you feeling?	5
What happened?	6
Were You?	7
What caused the pain?	8
How did it happen?	9
When did the pain start?	10
ASSESSMENT	
Where is the pain?	11
What was your last meal?	12
What have you had to drink?	14
MEDICAL HISTORY	
Surgery/Pregnant	15
Heart Problems	16
Lung Problems	18
Stroke/Blood Pressure	18
Back & Head Injury	19
Cataracts/Nosebleeds	20
Parkinson's/Fractures/Urinary Infections	21
HIV/Hepatitis	22
MEDICATIONS	
Where are your medications?	23
We are going to give you...?	24
INJECTION	
We are going to administer...?	25
VEHICLES: What were you travelling in?	26
ACTIONS: What were you doing?	27
LOCATIONS: Where did it happen?	29
PEOPLE: Who can we call?	32
WEAPONS: What was used?	33
PERSONAL ITEMS: What do you need?	35

Circumstances that Create a need for PictoSho

- a. An accident trauma that may leave the individual unable to speak.
- b. An individual may have a seizure or a Stroke and may not be coherent.
- c. An individual who is placed on oxygen due to smoke inhalation is unable to provide pertinent information orally.
- d. An individual may be hard of hearing or deaf and this may result in a 'communication breakdown'.
- e. The individual may have limited skills in speaking the English Language and this may result in significant communication 'gaps' that can influence outcomes.

The PictoSho Book

The *PictoSho* Book consists of 35 pages laminated on both sides to serve two purposes:

1. The Paramedic or First Responder can use a 'dry-marker' to write in the book or have the individual mark the specific Pictogram Symbols so that this information can be used at a later stage for report-writing.

Note: Once the information is documented the pages can be wiped-clean and the book is ready for a 'fresh' use.

2. The laminated pages consider the 'health-safety' of the user. The pages can be easily wiped and disinfected if there is any contamination with body-fluids.

PictoSho expresses the intent of the idea –

“The Symbol is the Communicator”

SUMMARY

PictoSho is a “Visual Communicator” that can be used effectively by Medical Personnel - Paramedics and First Responders - when there is a need to obtain information from an individual who has had an external trauma (accident) or an internal trauma (Stroke) and is unable to communicate orally.

This information on the medical status of the individual (type of medication being taken presently) or the condition of a young female (who may be pregnant) will determine the treatment that the Paramedic or the First Responder can provide.

If time is of the essence – then *PictoSho* can be the link for communication.

The book is well organized and sequenced to provide a logical flow of information.

The Table of Contents is listed on the back-cover and this provides rapid access to pages and information - another innovative idea to save time in an emergency.

PictoSho is a quick and effective ‘Communication Partner’ when the individual has difficulty speaking.

PictoSho is a Visual Communicator that can be placed in -

Ambulances

Police Cars

Fire Trucks

Hospitals

Health Centres

Doctors Offices

For More Information Contact: **Subhas Maharaj**



subhas@pictoworld.com

www.pictoworld.com